

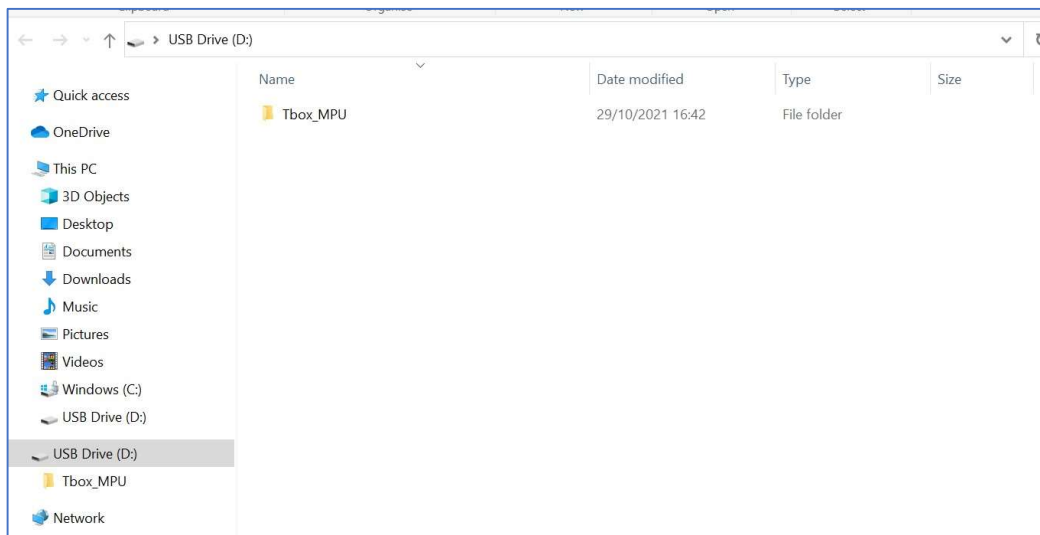
# Guide for MG4 Trophy USB-Disk TBOX Update.

## 1 TBOX MPU

Prepare an empty USB disk.

Extract files from ZIP and place the content in the root directory of the USB disk.

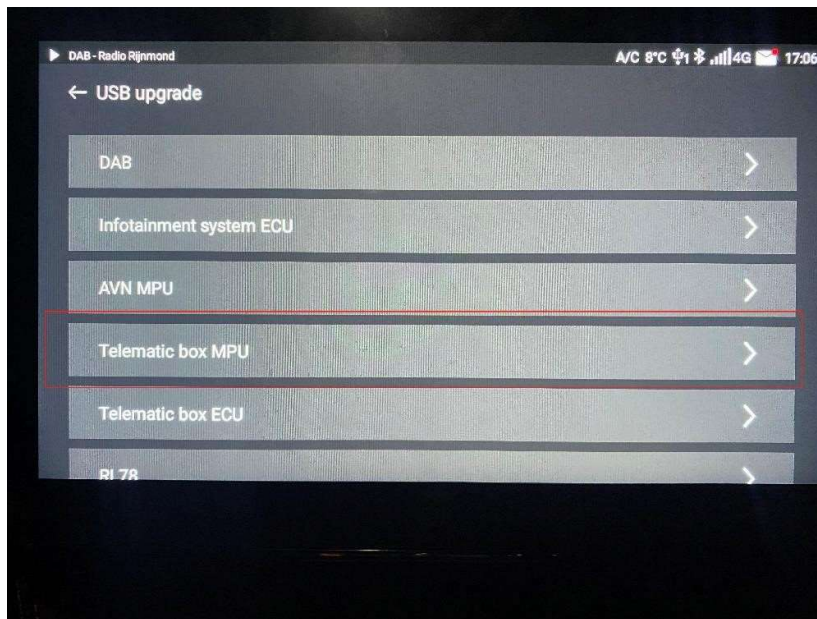
Please put the files exactly as when they are unzipped in the root directory of USB disk as below:



Put vehicle in Ready mode and gear P.

Insert USB disk to USB port.

Go to Settings – System, press 'Entertainment System Version' 5 times. Enter password '200519'. Press 'USB upgrade'. Press 'Telematic box MPU' to update as below:



Follow the on screen instruction to complete the update.

## 2 TBOX ECU

**After** the TBOX MPU update has completed use SIPS to reprogramme and configure the TBOX ECU

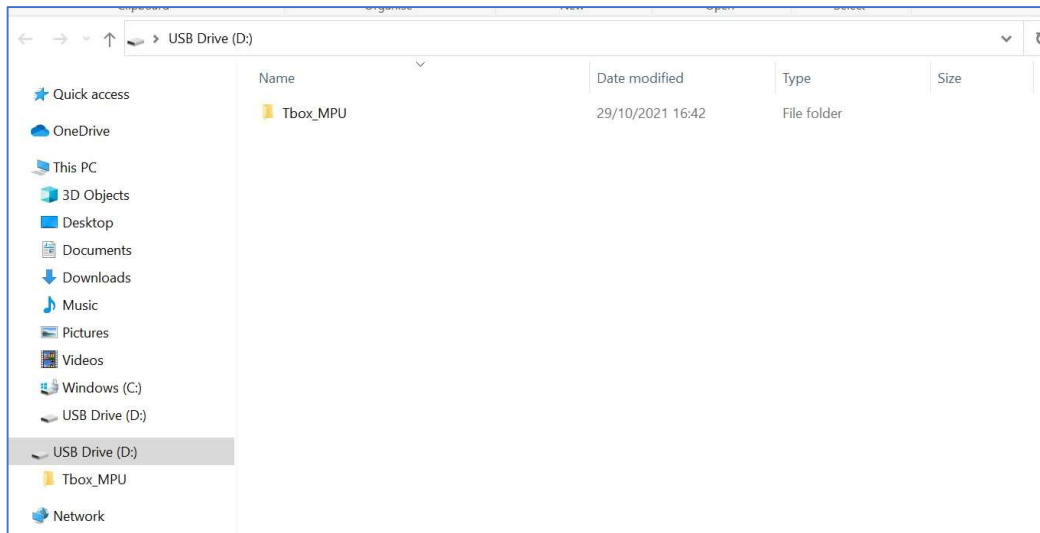
# Guide for MG4 **SE** USB-Disk TBOX Update

## 3 TBOX MPU (SOC)

Prepare an empty USB disk.

Extract files from the ZIP file and copy its contents to the root directory of the USB disk.

Please put the files exactly as when they are unzipped in the root directory of USB disk as below:

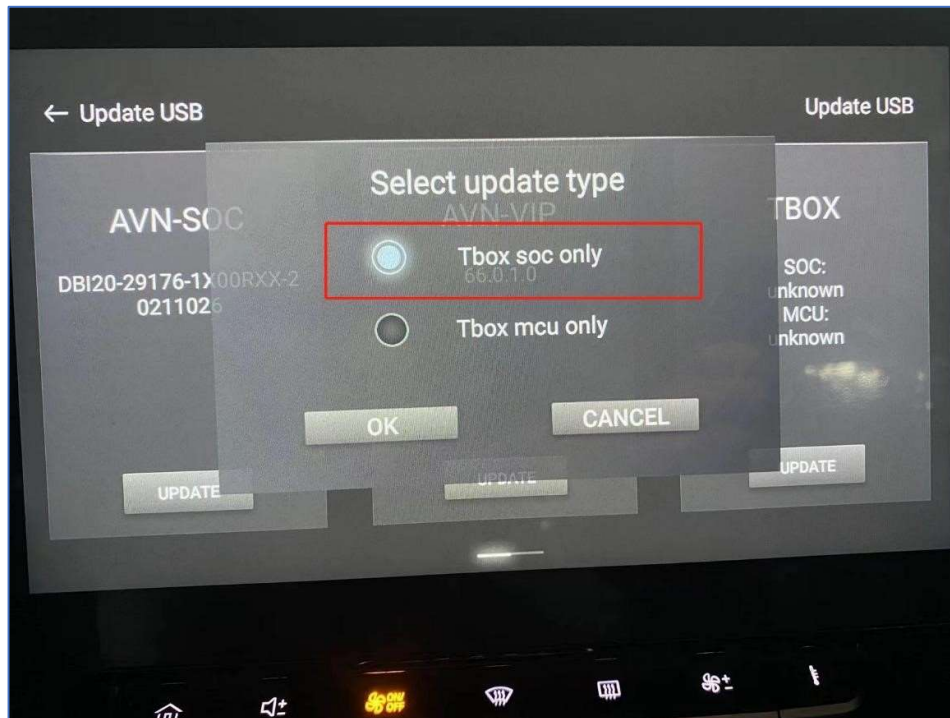


Put vehicle in Ready mode and gear P.

Insert USB disk to USB port.

Press the phone button and then the Keypad. Enter the following code  
###4479\*##

Press 'USB upgrade', then press 'TBOX Update', Select 'Tbox soc only' in the pop up that appears as below then press OK.



Follow the on screen instructions to complete update.

## 4 TBOX ECU

**After** the TBOX MPU (SOC) update has completed use SIPS to reprogramme and configure the TBOX ECU