

MG4 – SE – Infotainment update instructions.




Section 1 – USB Preparation

1. Unzip the MG4 SE – R38 update folder.



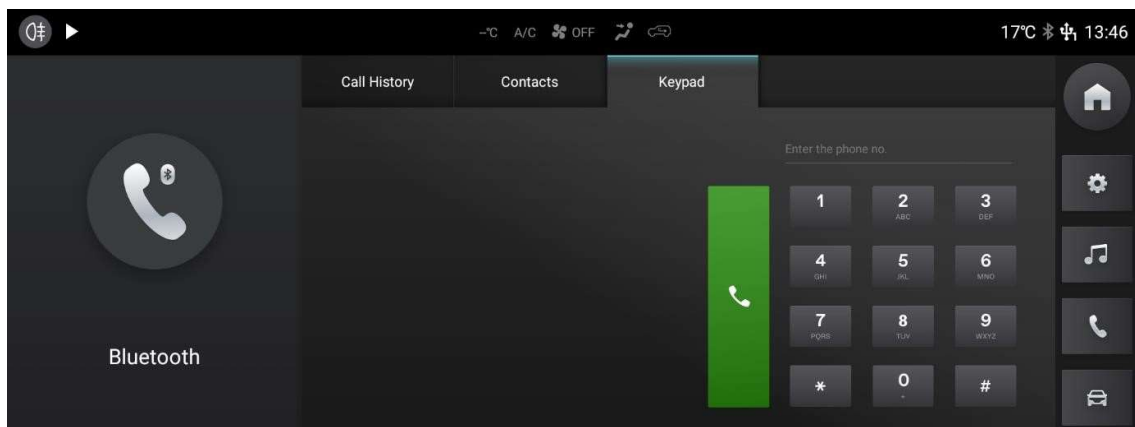
✓ R38

2. Copy the contents of the unzipped file to the root of a USB memory stick with a minimum capacity of 2GB.

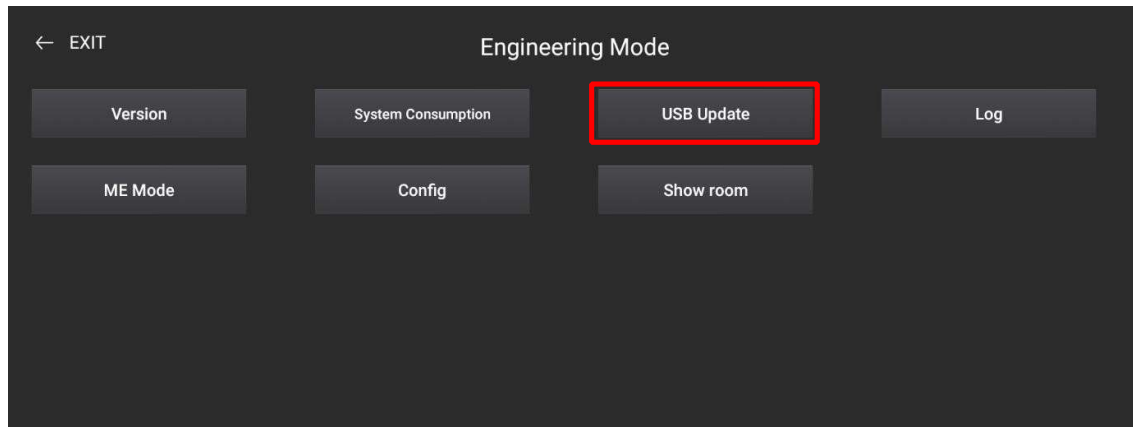
Name	Date modified	Type
 md5_check	22/03/2023 09:56	Text Document
 usb_ota_update	20/03/2023 08:24	Compressed (zipp...
 viplImage.bin	20/03/2023 08:30	BIN File

Section 2 – Infotainment System AVN-VIP Update

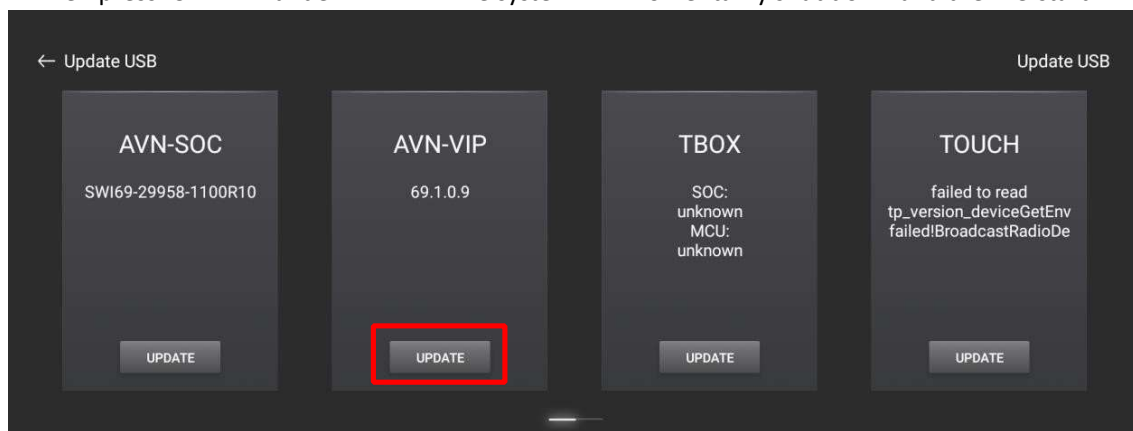
1. Put the vehicle into READY mode with the handbrake applied and the shifter in the 'P' position.
Insert the USB stick into the front USB port on the vehicle
2. From the home screen select the phone menu and then the phone keypad. Enter the code
##4479##



3. In the engineering menu that appears select 'USB update'



4. Then press 'UPDATE' under AVN-VIP. The system will momentarily shut down and then re-start



5. During the update the following screen will be shown.

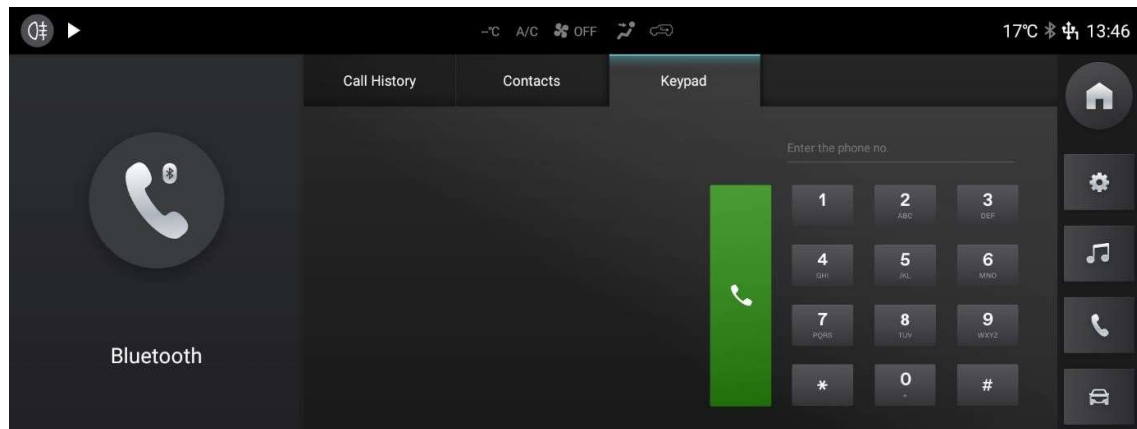


6. Once complete the following screen will be shown. Press 'REBOOT'



Section 3 – Infotainment System AVN-SOC Update

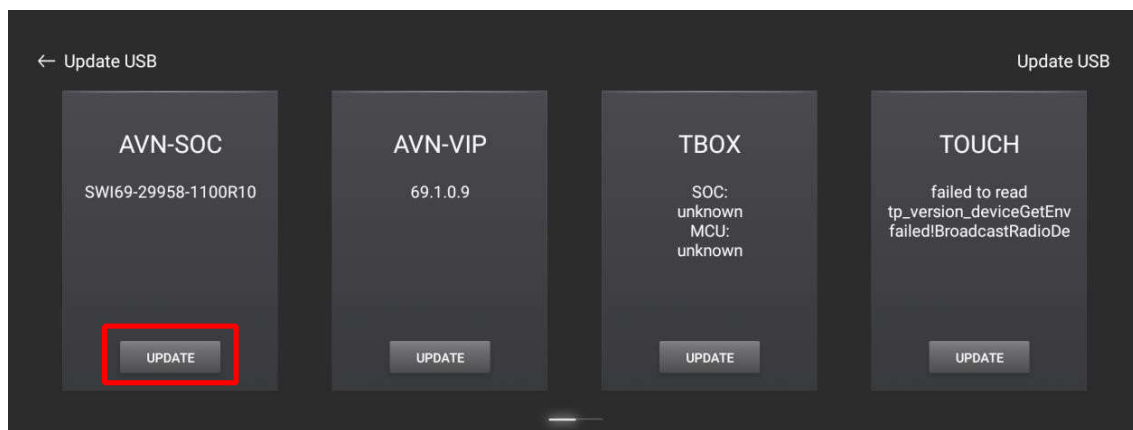
1. Put the vehicle into READY mode with the handbrake applied and the shifter in the 'P' position.
Insert the USB stick into the front USB port on the vehicle
2. From the home screen select the phone menu and then the phone keypad. Enter the code
##4479**



3. In the engineering menu that appears select 'USB update'



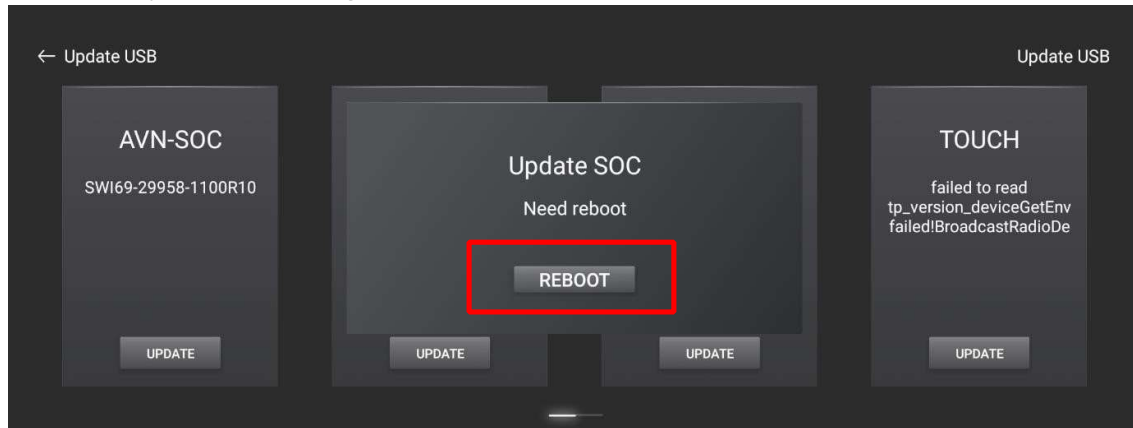
4. Then press 'UPDATE' under AVN -SOC



5. During the update the following screen will be shown.



6. Once complete the following screen will be shown. Press 'REBOOT'



7. Once the unit has fully rebooted press and hold the home key on the row of switches below the FICM until the unit restarts.

Once the USB software has been applied and the Factory reset carried out, it is important to update the software Via SIPS. For the R38 update, the software for the FICM (config and Calibration) and the HVAC (config and calibration) software must show ticks in SIPS.